

How to Provision Panopto & Activate the Panopto Portal within Blackboard

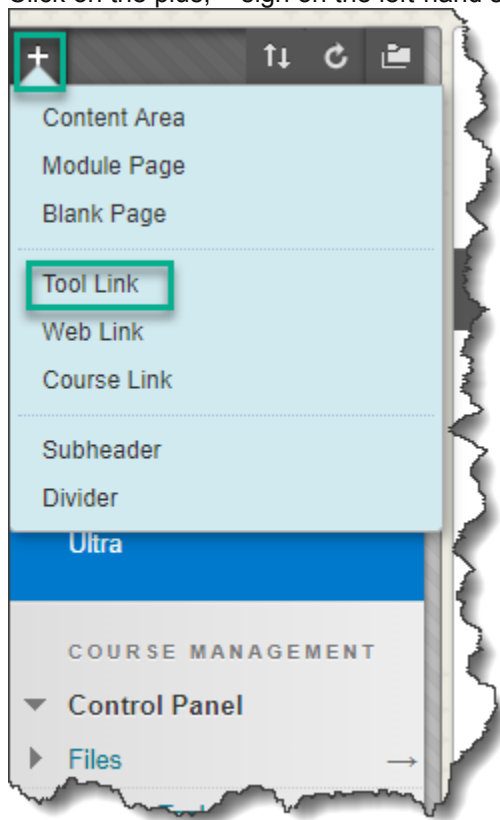
Before you begin using Panopto in Blackboard, you will need to provision your course. If you don't provision your course, you will receive the following error.

This course is not provisioned with Panopto. Before a course can be used with Panopto, it must be set up.

This guide will show you how to provision your course, and also activate the Portal, so that students can freely browse the videos that have been uploaded to your Blackboard Course Folder in Panopto.

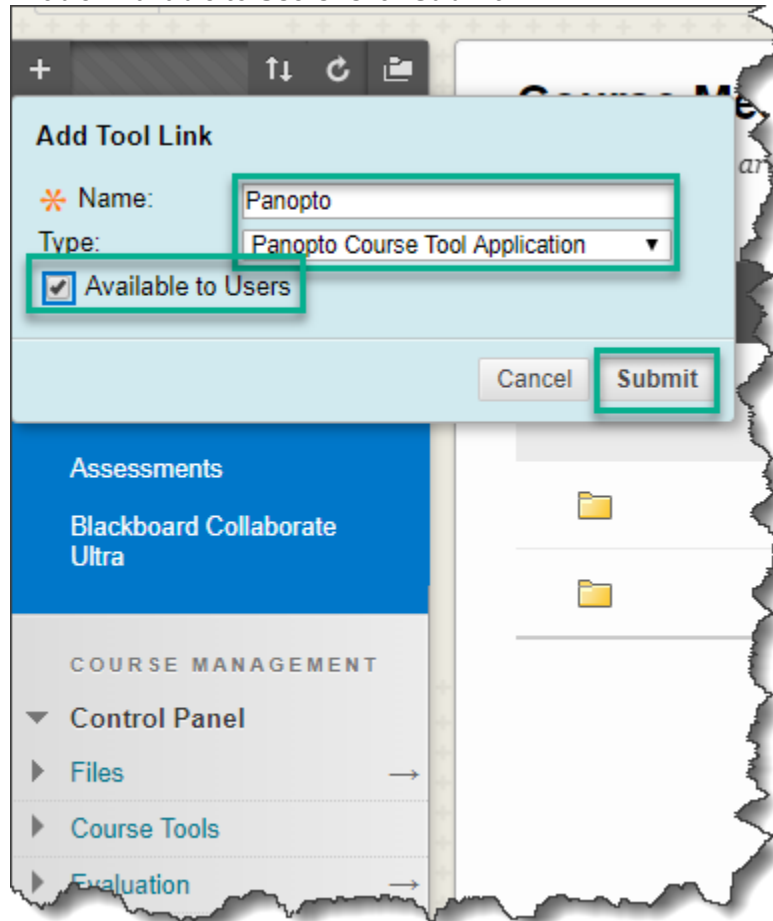
To provision your course, follow the instructions below:

1. Click on the plus, + sign on the left-hand side. Click **Tool Link**.



- From the dropdown menu, select **Panopto Course Tool Application**. Enter the name, **Panopto**.

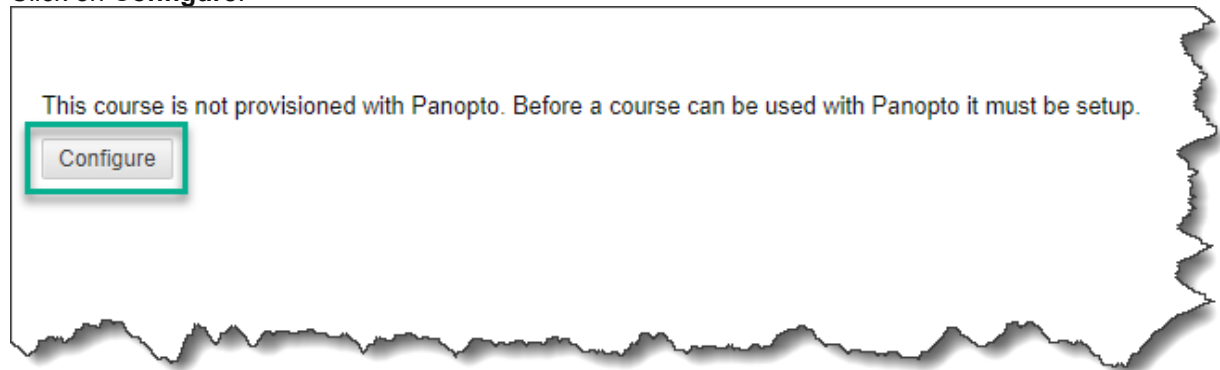
Enable **Available to Users**. Click **Submit**.



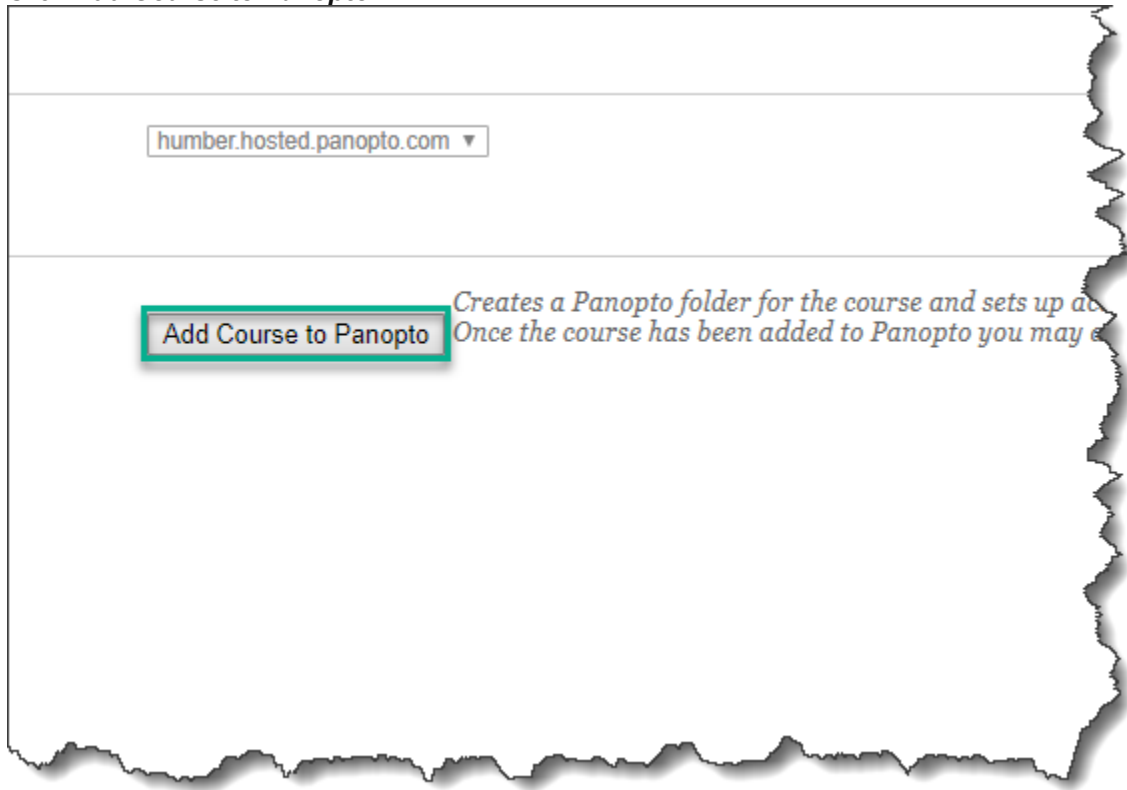
This will create a link in the sidebar for students to access Panopto via the course on Blackboard.

Note: if you prefer to only embed your videos directly into the relevant course sections, then don't make the sidebar link available to students.

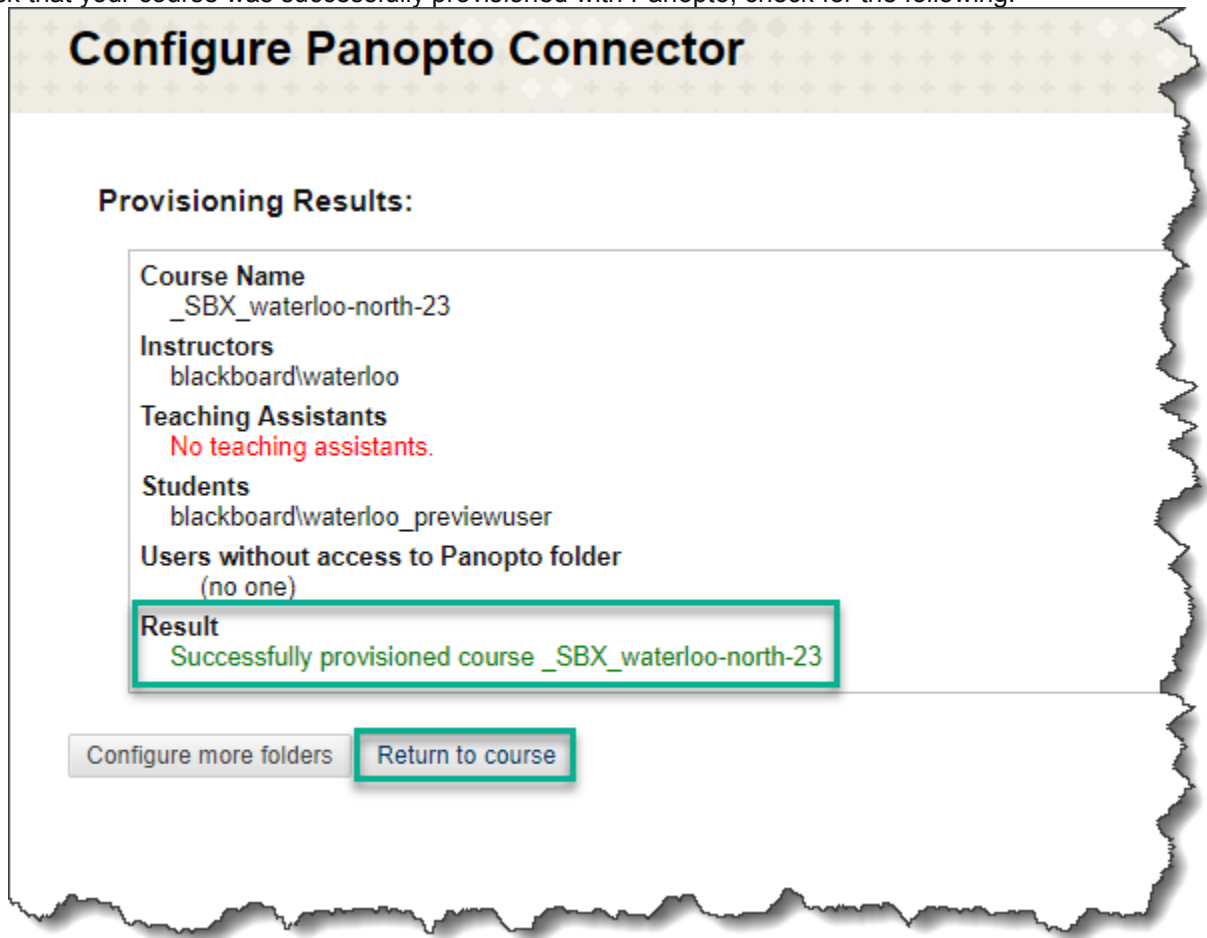
- Click on **Configure**.



4. Click **Add Course to Panopto**.



To check that your course was successfully provisioned with Panopto, check for the following:



Configure Panopto Connector

Provisioning Results:

Course Name	_SBX_waterloo-north-23
Instructors	blackboard\waterloo
Teaching Assistants	No teaching assistants.
Students	blackboard\waterloo_previewuser
Users without access to Panopto folder	(no one)
Result	Successfully provisioned course _SBX_waterloo-north-23

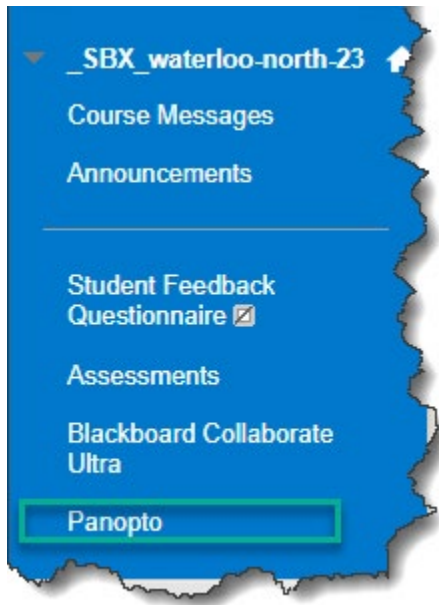
[Configure more folders](#) [Return to course](#)

Your course is now provisioned with Panopto. Click on **Return to course** to return to your course on Blackboard.

5. This will create a link in the sidebar for students to access Panopto via Blackboard.

This Panopto Portal facilitates students' access to relevant videos for that course. Your students can browse all the videos that you've uploaded into the course folder on Panopto.

You can either embed videos into different areas within Blackboard, or simply direct students to the Panopto Portal.



Your Panopto Course Folders

A Blackboard Course folder has now been created in Panopto for you. Find this folder in the Browse section.

